TTRA-E 尺寸圖 DRAWING & DIMENSION

TTRA-135E-□-C-□-D

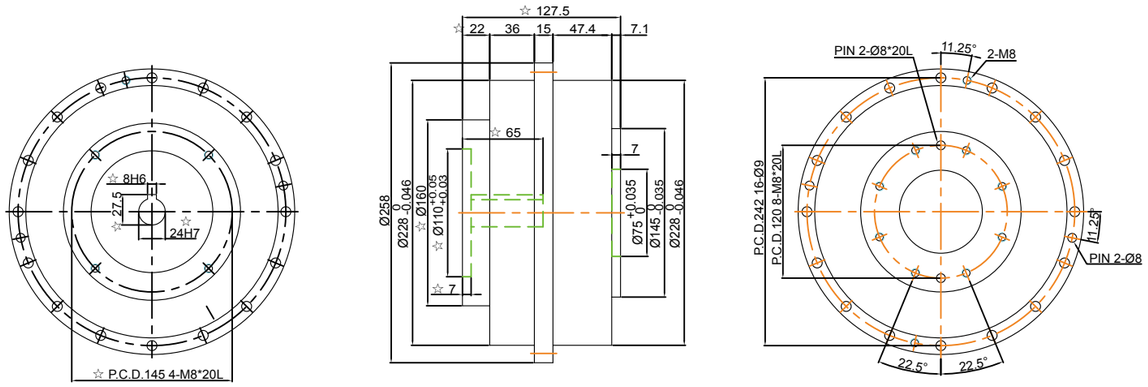

1. ☆ 會隨伺服馬達不同有所變更
2.本機軸心可從Φ19～Φ35
3.此圖為軸心轉動，殼轉動圖請洽詢本公司

1. "☆" The dimensions modify with motor specification.
2. Output shaft diameter: Φ19~Φ35 mm.
3. This drawing is model of shaft rotation, for case run drawing, please contact us.

TTRA-165E-□-C-□-D

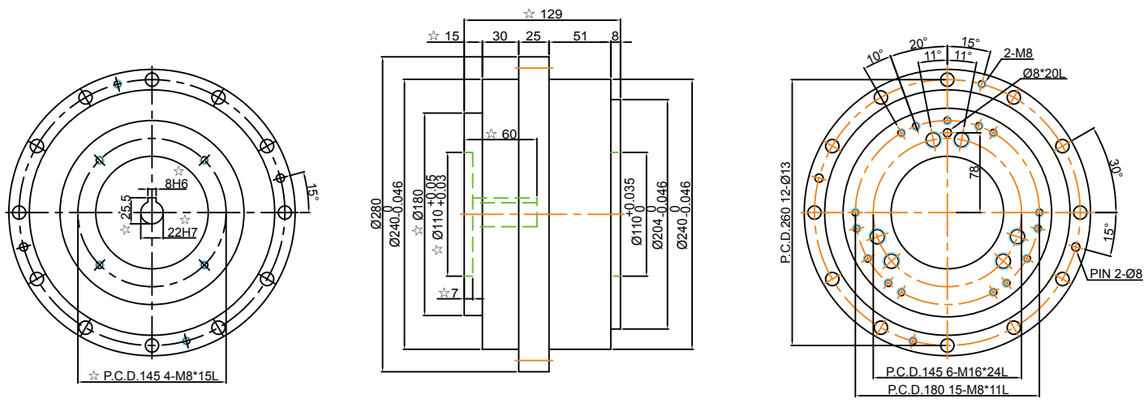

1. ☆ 會隨伺服馬達不同有所變更
2.本機軸心可從Φ22～Φ42
3.此圖為軸心轉動，殼轉動圖請洽詢本公司

1. "☆" The dimensions modify with motor specification.
2. Output shaft diameter: Φ22~Φ42 mm.
3. This drawing is model of shaft rotation, for case run drawing, please contact us.

TTRA-325E-□-C-□-D

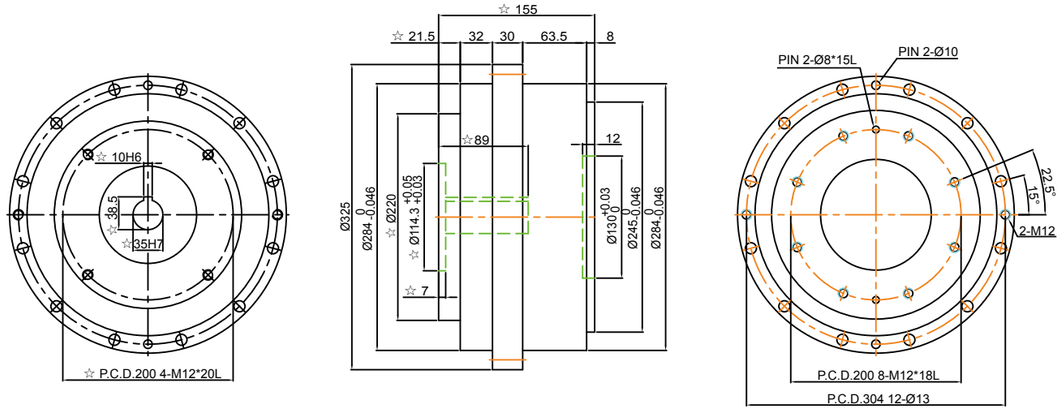

1. ☆ 會隨伺服馬達不同有所變更
2.本機軸心可從Φ24～Φ42
3.此圖為軸心轉動，殼轉動圖請洽詢本公司

1. "☆" The dimensions modify with motor specification.
2. Output shaft diameter: Φ24~Φ42 mm.
3. This drawing is model of shaft rotation, for case run drawing, please contact us.

TTRA-450E-□-C-□-D

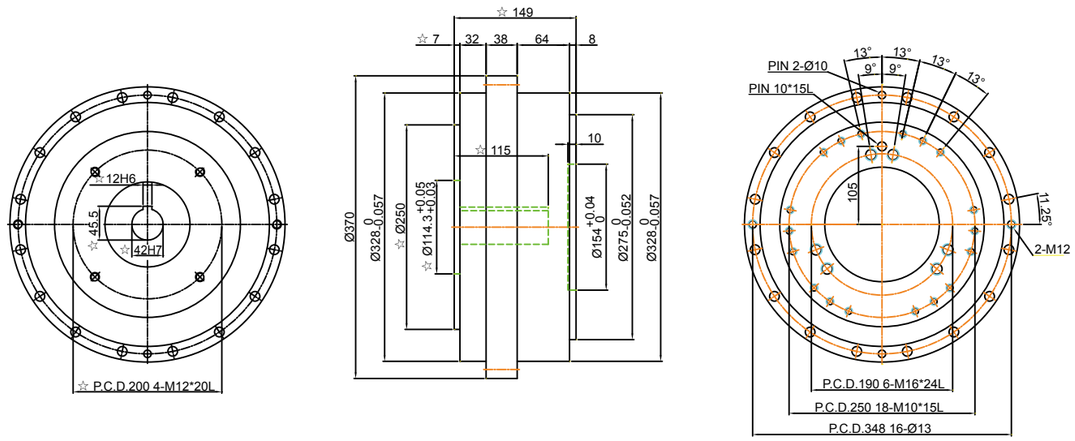

1. ☆ 會隨伺服馬達不同有所變更
2.本機軸心可從Φ35～Φ60
3.此圖為軸心轉動，殼轉動圖請洽詢本公司

1. "☆" The dimensions modify with motor specification.
2. Output shaft diameter: Φ35~Φ60 mm.
3. This drawing is model of shaft rotation, for case run drawing, please contact us.